

Order description	Order number	EAN code
PD-C360i/24plus white	EP10425288	4015120425288



Short description:

- Presence detector with 360° field of detection for ceiling mounting
- With a range of up to 24 m in diameter at a recommended installation height of 3 m for use in offices, classrooms and board rooms, for example, and passageways with natural lighting
- Ideal for use in areas with ceilings of up to 10 m, such as sports halls and warehouses
- With 16 A high-performance relay (tungsten pre-contact), ideal for switching capacitive loads such as electronic ballasts, parallel-compensated fluorescent lamps, compact fluorescent lamps, energy-saving lamps
- Default settings ensure immediate operability
- Automatic light control (channel 1) depending on presence and natural light
- Additional floating HVAC switch contact (channel 2) for controlling heating, ventilation and air conditioning depending on presence
- Simple programming using remote control with "blue mode" technology or setting elements (potentiometer)
- Integrated toggle for setting with remote control or by adjusting controller - prevents operating errors and provides tamper protection
- Masking of interference sources by reducing sensitivity using DIP switches
- Additional switch input with toggle function "room = ON + OFF/hallway = ON"
- Detector can be used as fully automatic or semiautomatic device (channel 1)
- Recessed-mounted device as standard
- Surface mounting or recessed ceiling mounting with accessories
- Easily replaceable/paintable cover and design ring (available in "silver" as an accessory)
- The field of detection can be extended through connection of slave devices
- Targeted masking out of areas by means of enclosed lens mask

Technical data:

Mains voltage	230 V AC, 50 - 60 Hz
Approx. power consumption	0.33 W
Viewing distance	360°
Range	approx. 24 m in diameter, at an installation height of 3 m
Setting options	mechanically by adjusting controller, electronically by infrared Mobil-PDi/MDi remote control (order separately)
Channel 1	lighting
Contact	make contact/non-floating
Switching capacity	230 V AC, 50 Hz/(16 A relay), 2300 W/10 A (cos phi = 1), 1150 VA/5 A (cos phi = 0.5), capacitive load/electronic ballasts - max. inrush current 450 A/200 µs
No. of switchable electronic ballasts	30 x (1 x 18 W), 20 x (2 x 18 W), 25 x (1 x 36 W), 15 x (2 x 36 W), 20 x (1 x 58 W), 10 x (2 x 58 W)
Switch input 1	yes
Time setting	impulse/approx. 1 - 30 mins.
Light measurement	mixed light
Light value	approx. 5 - 2000 Lux
Channel 2	HVAC
Contact	make contact/floating
Max. switching capacity	floating/NO 230 V AC/2 A, 24 V DC/2 A, capacitive load/electronic ballasts max. in-rush current 30 A/20 ms
Time setting	impulse/approx. 5 - 120 mins.
Slave input	yes
Permissible ambient temperature	0 °C...+50 °C
Protection type	recessed-mounted IP 20, IP 20/IP 54 with surface-mounted box (order separately), recessed ceiling-mounted IP 20 (installation set order separately)
Protection class	II
Included in delivery	includes lens mask
Test symbol	TÜV Süd
Installation type	ceiling mounting
Housing material	UV stabilised polycarbonate
Approx. measurements	height 46 mm, Ø 108 mm
Colour	white, similar to RAL 9010

Accessories

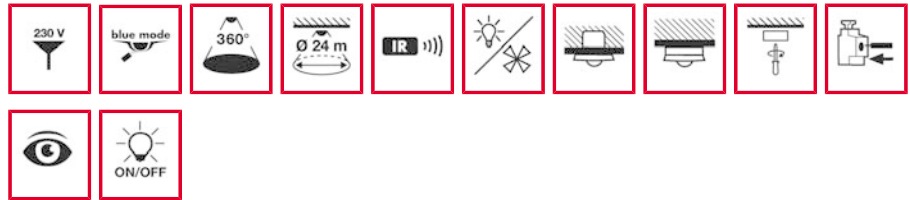
- EM10425509 - Mobil-PDi/MDi silver/metallic blue
- EM10425608 - Basket guard 180/90 white
- EM10425615 - Basket guard 165/70 white
- EM10980701 - RC-filter aluminium appearance
- EP10055379 - PD-C360/8 Slave white
- EP10055386 - PD-C360/24 Slave white
- EP10425370 - Surface-mounted box-C IP 20 white
- EP10425387 - Surface-mounted box-C IP 20 silver
- EP10425431 - Cover set-C360/24 silver
- EP10425905 - Surface-mounted box-C IP 54 white
- EP10425912 - Surface-mounted box-C IP 54 silver
- EP10425929 - Ceiling-mounted set-C white

Note: Order remote control separately.

Order description
PD-C360i/24plus white

Order number
EP10425288

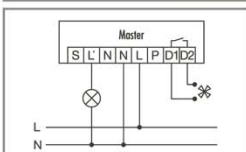
EAN code
4015120425288



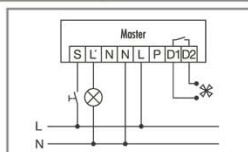
Schaltplan

Präsenzmelder PD-C360i/24plus - Master

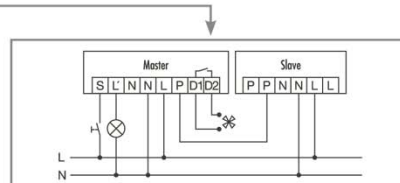
Kombinierbar mit Slave-Ausführung



Standardbetrieb



Standardbetrieb mit zusätzlicher Ansteuerung durch Schliesstaster. Bei Bedarf kann das Licht durch den Taster manuell ein- bzw. ausgeschaltet werden.



Master-Slave-Schaltung: Das Master-Gerät schaltet angeschlossene Verbraucher je nach eingestellten Parametern. Die Slave-Geräte dienen nur der Präsenzerfassung und geben bei erkannter Bewegung einen Impuls an das Master-Gerät.
Achtung: Es können max. 10 Slave-Geräte an ein Master-Gerät angeschlossen werden.

Hinweis: Eine Parallelschaltung der Präsenzmelder ist nicht zulässig.
Zur Erweiterung des Erfassungsbereiches die zugehörigen Slave-Geräte (Zubehör) nutzen.

www.esylux.com